

GENUINE COMFORT

DELIVERING COMFORT CONSISTENTLY

Genuine Comfort Submittal Sheet

Job Name:		Engineer:	
Purchaser:		Architect:	
Unit No.:		Contractor:	
Schedule:		Submitted to:	
Location:		Submitted by:	
Comment:		Date Submitted:	

**Model: GCTWHP-09ANR1-C - 26" PTAC - 9000 BTU
Heat Pump w/ Electric Heat**

FEATURES

- ETL (Intertek) Certified
- Universal Wall-Sleeve Fit for 26" wall sleeves
- Universal 24-volt Thermostat Compatibility
- EMS Compatible
- Digital Touch Pad Controls for Ease of Use
- On board Error Code Diagnostic
- Easily Clean Filter
- Easy Install and Maintenance Design
- Optional Hand Held Remote
- R410A Refrigerant
- **Genuine Care Warranty:** 1 Year Unit Replacement (if parts and labour are not available), 6 Year Parts Replacement.

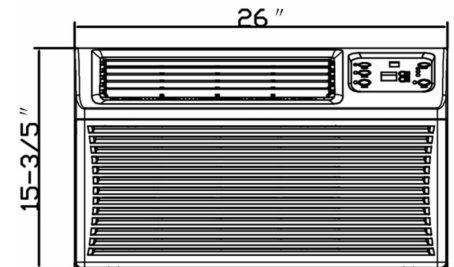


GENUINE COMFORT

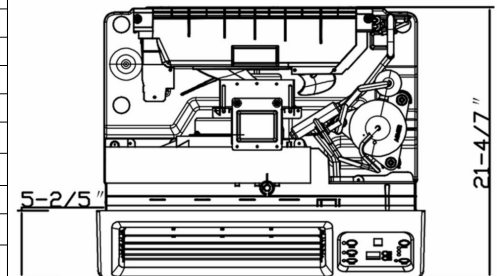
DELIVERING COMFORT CONSISTENTLY

Genuine Comfort Submittal Sheet

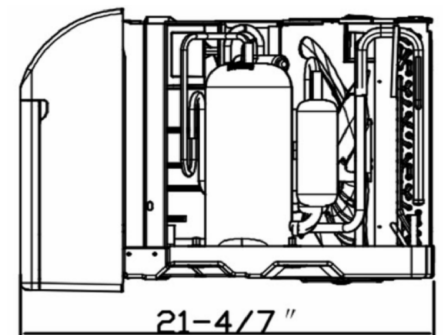
Model		GCTWHP-09ANR1-C	
Power supply		V-Ph-Hz	230/208V/1Ph/60Hz
Power supply type		LCD power cord	
Cooling	Capacity	Btu/h	9300/9100
	Input	W	940/910
	EER	Btu/h.W	9.9/10.0
Heating	Capacity	Btu/h	8800/8600
	Input	W	830/810
	COP	W/W	3.1/3.1
Electric heater		KW	230V/3.4
Max. input consumption		W	3465
Max. current		A	15.20
Compressor	Model	44A222A	
	Type	rotary	
	Brand	RECHI	
	Capacity	Btu/h	8830
	Input	W	860
	Rated current(RLA)	A	3.9
	Locked rotor Amp(LRA)	A	21
	Capacitor	uF	30
Indoor fan motor	Model	YDK-30B-6P2	
	Input	W	64
	Output	W	30
	Rated current	A	0.3
	Capacitor	uF	1.5
	Speed(hi/mi/lo)	r/min	1000/850/650
Indoor fan	material	AS+G20%	
	Type	Centrifugal plastic wind wheel	
	Diameter	mm	φ205
	Height	mm	100
Indoor air flow (Hi/Mi/Lo)		m3/h	460
Indoor sound level (sound pressure level)-Cooling		dB(A)	60/58/55
Outdoor fan motor	Model	YDK-65-4P2	
	Input	W	93
	Output	W	65
	Rated current	A	0.45
	Capacitor	uF	3.5
	Speed	r/min	1530/1230
Outdoor fan	material	AS+G20%	
	Diameter	mm	φ350
	Height	mm	95
Outdoor sound level(sound pressure level)-Cooling		dB(A)	67/64
unit	Dimension(W*H*D)	mm	660*548*396
	Packing (W*H*D)	mm	765*630*480
	Net/Gross weight	Kg	38/42.5
Charged refrigerant type		g	R410A/560
Operation temp		°C	16~32
Ambient temp		°C	≤46.1
Outdoor Operation temp. range	Cooling	°C	16-46
		°F	60.8-114.8
	Heat pump	°C	5-24
		°F	41-75.2



Front View



Top View



Side View