

**PERFECT**  
Comfort  
YOUR HVAC SUPPLIER



The Perfect Fit!  
The Perfect Choice!



**PCNTW Series**  
42" Packaged Terminal  
Air Conditioners & Heat Pumps



# PCNTW Series

42" Packaged Terminal  
Air Conditioners & Heat Pumps

## Efficient, Fashionable, Flexible

### 1. Silent Design

The optimized air discharge with channel design, includes a specialized blower wheel, larger diameter which is 4.72" x 27.56", with a lower rotational speed. All these features contribute to better noise control and quieter operation.

### 2. Versatile Multi-Mode Operation

- Manual membrane touch display
- Optional wired & wireless wall thermostat with 24V connection
- Optional display panel cover with lock

### 3. Freeze Protection and Overheating Sentinel

Units can sense and protect against damage caused by freezing < 1.1°C / 34°F and coil overheating > 65°C / 149°F.

### 4. Self Diagnostics

Our PTAC's have a self-check error function. Error codes will be shown on electronic display.

### 5. Universal Heater

The universal electric heater allows the option to select a 2KW, 3KW or 5KW heater size.

### 6. Easy Installation and Maintenance

Nearly all chassis structures are designed by integral type. Whole form air discharge channel, sealed electric PCB box, outdoor sub-assembly structure.

### 7. Easy to Clean Filter

Up-front filter design contributes to easier maintenance.

### 8. Attractive Appearance

Modern design and color.

### 9. Electronic Touch Pad Thermostat

Easy to read electronic touch pad with the option to select fan speed and temperature control.

### 10. Fan Cycle Switch

Option to switch from fan cycle or continuous cycle to allow for a more consistent and desired room temperature.

### 11. Temperature Limiting Option

Select this feature to select minimum and maximum set points on heating and cooling to control the output of temperature in the room.

### 12. Dual Fan Motor










Two separate motors for heating and cooling. The cross flow fan allows for quieter operation and maximum operating efficiency.



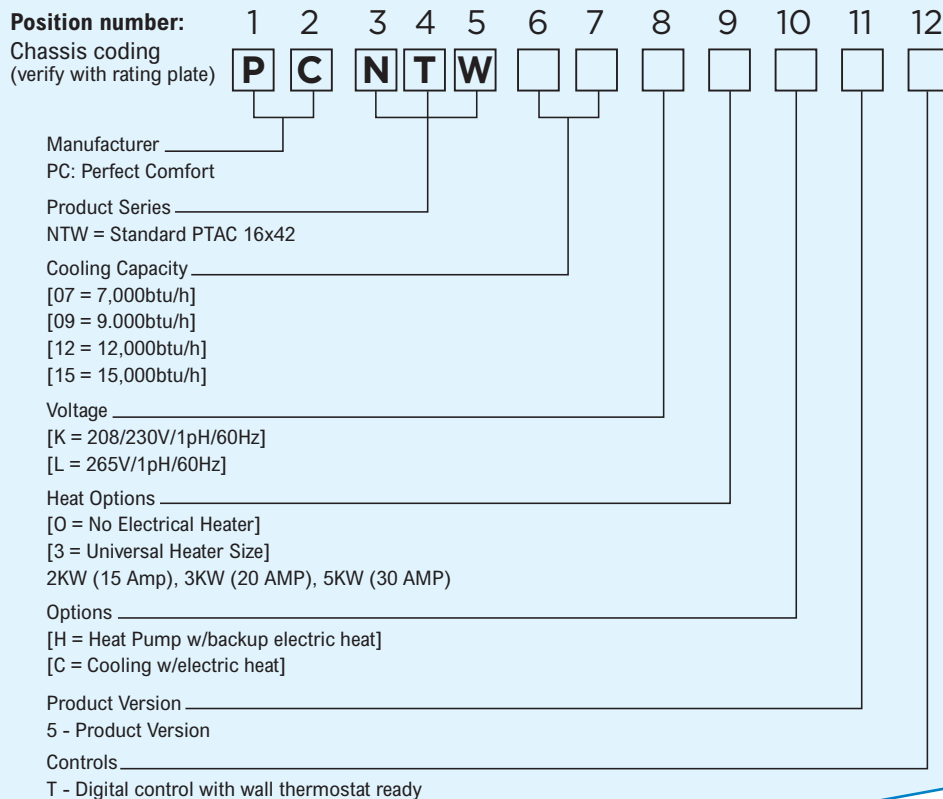
# When it comes to Packaged Terminal Air Conditioners (PTAC's), we have it all!

The Perfect Comfort PTAC Series delivers on all counts. Whether installing PTAC's in a new building, or retrofitting units in existing hospitality, healthcare or other facilities, the Perfect Comfort Series is the smart choice.

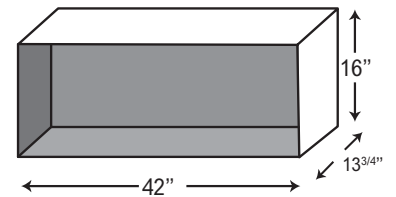
## Optional Accessory List

LIST	OPTIONAL	OPTIONAL	OPTIONAL
Electric Heater	2KW	3KW	5KW
Power Cord	15AMP	20AMP	30AMP
	Handheld Remote 	Wired Wall Thermostat 	Wireless Wall Thermostat 
	Assembled Wall Sleeve 	Architectural Louvre 	Stamped Louvre 
	Sub-Base 	Drain Kit 	Duct Kit 

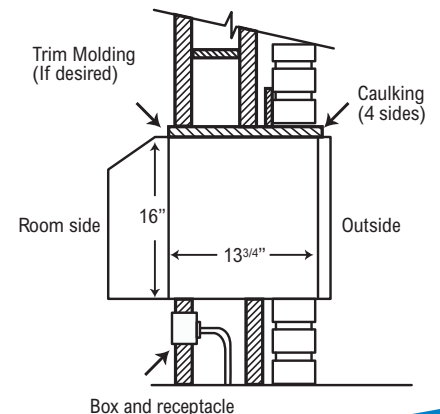
## PCNTW Model Identification



## Wall Sleeve Dimensions



## Minimum Wall Sleeve Opening



# Specifications

## COOLING ONLY

Model Number		PCNTW07K0C5T	PCNTW09K0C5T	PCNTW12K0C5T	PCNTW15K0C5T	PCNTW09L0C5T	PCNTW12L0C5T	PCNTW15L0C5T	
<b>Capacity</b>									
Cooling Capacity	Btu/h	7000	9000	12000	14700	9000	12000	15000	
EER	Btu/w.h	11.97	11.7	10.7	10.14	11.32	10.4	9.61	
<b>Electrical Data</b>									
Power Supply	V, Ph, Hz	208 / 230,1.60	208 / 230,1.60	208 / 230,1.60	208 / 230,1.60	265,1.60	265,1.60	265,1.60	
Power Input	kw	0.585 / 0.60	0.77 / 0.785	1.12 / 1.14	1.45 / 1.47	0.79	1.15	1.56	
Rate Current	A	2.8 / 2.6	3.8 / 3.4	5.4 / 5.0	7.0 / 6.4	3.14	4.5	5.88	
<b>Performance Data</b>									
Indoor Air Flow	CFM (H/L)	352 / 323	352 / 323	405 / 333	405 / 333	352 / 323	405 / 333	405 / 333	
Noise Level	Indoor	dBa (H/L)	43/35	43 / 35	44 / 36	44 / 36	43 / 35	44 / 36	44 / 36
	Outdoor	dBa	68	68	68	68	67	68	68
Moisture Removal	Pts/Hr	0.3	0.6	1.1	1.7	0.7	1.3	2	

## COOLING WITH ELECTRIC HEATER

Model Number		PCNTW07K3C5T	PCNTW09K3C5T	PCNTW12K3C5T	PCNTW15K3C5T	PCNTW09L3C5T	PCNTW12L3C5T	PCNTW15L3C5T	
<b>Capacity</b>									
Cooling Capacity		7000	9000	12000	14700	9000	12000	15000	
EER		11.97	11.7	10.7	10.14	11.32	10.4	9.61	
<b>Electrical Data</b>									
Power Supply	V, Ph, Hz	208 / 230,1.60	208 / 230,1.60	208 / 230,1.60	208 / 230,1.60	265,1.60	265,1.60	265,1.60	
Power Input	kw	0.585 / 0.60	0.77 / 0.785	1.12 / 1.14	1.45 / 1.47	0.79	1.15	1.56	
Rate Current	A	2.8 / 2.6	3.8 / 3.4	5.4 / 5.0	7.0 / 6.4	3.14	4.5	5.88	
Electric Heater**	kw	2 / 3	2 / 3	2 / 3 / 5	2 / 3 / 5	2 / 3	2 / 3 / 5	2 / 3 / 5	
<b>Performance Data</b>									
Indoor Air Flow	CFM (H/L)	352 / 323	352 / 323	405 / 333	405 / 333	352 / 323	405 / 333	405 / 333	
Noise Level	Indoor	dBa (H/L)	43 / 35	43 / 35	44 / 36	44 / 36	43 / 35	44 / 36	44 / 36
	Outdoor	dBa	68	68	68	68	67	68	68
Moisture Removal	Pts/Hr	0.3	0.6	1.1	1.7	0.7	1.3	2	

## HEAT PUMP WITH ELECTRIC HEATER

Model Number		PCNTW07K3H5T	PCNTW09K3H5T	PCNTW12K3H5T	PCNTW15K3H5T	PCNTW09L3H5T	PCNTW12L3H5T	PCNTW15L3H5T
<b>Capacity</b>								
Cooling	Capacity	Btu/h	7000	9000	12000	14700	9000	12000
	EER	Btu/w.h	11.97	11.7	10.7	10.14	11.32	10.4
Heating	Capacity	Btu/h	6000 / 6200	8500 / 8700	11000 / 11200	14000 / 14200	8000	11000
	COP	w/w.h	3.35	3.45	3.39	3.36	3.3	3.13
<b>Electric Data</b>								
Power Supply	V, Ph, Hz	208 / 230,1.60	208 / 230,1.60	208 / 230,1.60	208 / 230,1.60	265,1.60	265,1.60	265,1.60
Power Input	Cooling	kw	0.58 / 0.60	0.77 / 0.78	1.12 / 1.14	1.45 / 1.47	0.79	1.15
	Heating	kw	0.52 / 0.54	0.72 / 0.74	0.95 / 0.97	1.22 / 1.24	0.71	1.03
Rate Current	Cooling	A	2.8 / 2.6	3.8 / 3.4	5.4 / 5.0	7.0 / 6.4	3.14	4.5
	Heating	A	2.5 / 2.3	3.5 / 3.3	4.6 / 4.3	5.9 / 5.3	2.81	3.88
Electric Heater**	kw	2 / 3	2 / 3	2 / 3 / 5	2 / 3 / 5	2 / 3	2 / 3 / 5	2 / 3 / 5
<b>Performance Data</b>								
Indoor Air Flow	CFM (H/L)	352 / 323	352 / 323	405 / 333	405 / 333	352 / 323	405 / 333	405 / 333
Noise Level	Indoor	dBa (H/L)	43 / 35	43 / 35	44 / 36	44 / 36	43 / 35	44 / 36
	Outdoor	dBa	68	68	68	68	67	68
Moisture Removal	Pts/Hr	0.3	0.6	1.1	1.7	0.7	1.3	2
<b>Physical Data</b>								
Net Dimensions (WxHxD)	Inch	42x16x22	42x16x22	42x16x22	42x16x22	42x16x22	42x16x22	42x16x22
Net/Gross Weight	LBS	99 / 112	103 / 116	112 / 125	112/126	120 / 130	132 / 142	132 / 142

Electric Heater			
Voltage	2KW	3KW	5KW
208V	1766W	2613W	4279W
230V	2136W	3162W	5170W

Manufacturer reserves the right to change specifications. Our products are subject to continuous improvements, Perfect Comfort / NRG Equipment reserves the right to modify product design and specifications, discontinue design without notice and without incurring any obligations.

For more information

Call 1-866-233-4022  
Email [info@perfectcomfort.ca](mailto:info@perfectcomfort.ca)  
[www.perfectcomfort.ca](http://www.perfectcomfort.ca)



DISTRIBUTED BY:

### CORD PLUG AND WALL OUTLET (208/230V)

Tandem	Perpendicular	Large Tandem
15AMP Part #PC15S-P	20AMP Part #PC20S-P	30AMP Part #PC30S-P